




WE DISCOVER, WE GROW

Girlguiding


North West England


GROWTH



CHALLENGE

PACK






INTRODUCTION

Help Girlguiding North West England grow by taking part in our growth bingo challenge!

As a member of Girlguiding North West England, you know first-hand the amazing opportunities that our charity offers women and girls. So, why not help us try new ways to give these experiences to even more new members!

You can complete this challenge either as an individual or as a unit. And remember, even if your unit has enough adults and girl members, you can still get involved. Talk to your local commissioner or growth adviser to see how you can help. Another unit in your local area might need more girls or adults, a leader might be needed to open a new unit, or there might be local administration roles that need filling.



FAQS

How to complete this challenge

This challenge is suitable for all sections to take part in. You can choose to complete activities as a Six, Patrol, unit... or another grouping of your choice! The challenge can also be completed as individuals - the summer break is a perfect time to complete some of these challenges and work towards your badge.

Whilst we would like you to challenge yourself to tick off as many bingo squares as possible, we recommend Rainbows and Brownies complete a minimum of 5-6 squares; Guides and Rangers, 7-8. We'd love to hear how many lines you complete...can anyone get a full house?

Remember: You, our young members, should decide which activities you would like to do. Why not get everyone together for a Rainbow Chat, Brownie Pow Wow, Patrol Meeting, Rangers' planning meeting or just a simple discussion. This is a fun badge, not a qualification, and a flexible approach is required. As long as you have taken a full and active part in the challenge, you should receive the badge.

How to order your Badges

Badges are £1 each and can be ordered from the Girlguiding North West England online shop.

Why not try some of our top tips to make this challenge printer friendly:

- Print multiple pages to one sheet - make sure you can still read it though!
- Set your printer to double-sided, for optimum paper economy
- Only print the pages and sections you need
- Print the challenge in black and white, to save on ink




ADAPTING THIS CHALLENGE PACK TO THE HOME, DUE TO COVID-19

During the current pandemic, we understand the need to be flexible with the activities we undertake. With that in mind, please feel free to adapt this challenge pack to suit you. Please only complete the activities you are able to, using materials you are able to access easily and safely. Discuss as a unit which activities you feel would be best to undertake virtually and which ones you feel might be best completed in the unit meeting place, once guiding returns to normal. Alternatively, if your unit isn't meeting at the moment, leaders may wish to choose a few activities for girls to do at home, while reserving some activities for when guiding units are back up and running as normal, or parents/carers may wish to support their daughter(s) to complete the challenge independently.




Remember, many of the activities that would traditionally be done face to face can also be done virtually; you could arrange to 'bring a friend' or invite an external visitor to a virtual meeting or event, wear uniform to a virtual non-guiding event or hold a virtual talk about Girlguiding to your school or other organisation. Many local events have also been rearranged with virtual events being held in their place, so it may still be possible to promote guiding through these virtual events.

With any activities involving outdoor contact, we highly advise any members involved to wear a mask and gloves and ensure that they observe social distancing rules and any developing UK Government Guidelines, both nationally and appropriate to their local area.



BINGO CHALLENGES

1. WRITE AN ARTICLE FOR A LOCAL MAGAZINE OR NEWSPAPER	2. SHARE SOMETHING YOU HAVE DONE IN GUIDING ON SOCIAL MEDIA	3. POST 10 GIRLGUIDING POST CARDS/FLYERS THROUGH LETTERBOXES	4. DO A TALK ABOUT GIRLGUIDING AT SCHOOL/ COLLEGE/UNIVERSITY/WORK/ SOCIAL GROUP
5. ORGANISE A 'BRING A FRIEND' NIGHT AT YOUR UNIT MEETING PLACE	6. REGULARLY USE ANY GIRLGUIDING BRANDED MERCHANDISE YOU HAVE	7. USE A NEW SKILL LEARNT THROUGH GUIDING TO DO SOMETHING FOR SOMEONE ELSE	8. PUT A POSTER UP IN YOUR LOCAL LIBRARY/GYM/LEISURE CENTRE/SUPERMARKET ETC.
9. PLANT SOME SEEDS AND PLACE THEM ON DOORSTEPS WITH THE LABEL: 'UNIT NAME ARE GROWING GUIDING'	10. WRITE TO YOUR LOCAL MEDIA OUTLET TO TELL THEM WHAT YOU HAVE BEEN DOING THROUGH GUIDING	11. GET A VISITOR (MP, COUN- CILLOR, EMERGENCY SERVICES) TO COME TO YOUR UNIT MEETING AND SHARE IT ON SOCIAL MEDIA	12. CREATE A FILM ABOUT GIRLGUIDING TO SHARE ON SOCIAL MEDIA AND BEYOND
13. HELP AT A LOCAL EVENT, WEARING UNIFORM	14. ATTEND AN EVENT TO PROMOTE GIRLGUIDING	15. CARRY OUT A SOCIAL ACTION PROJECT WEARING UNIFORM, EITHER INDIVIDUALLY OR AS A GROUP	16. WEAR AN ITEM OF UNIFORM TO A NON-GUIDING EVENT



BINGO CHALLENGES

1. Write an article for a local magazine or newspaper

This needn't be a recruitment article; an article about the amazing things you/your unit have been up to would make a very positive story in your local area.

You could write about an event you have been on, special badges you have achieved or social action projects you have undertaken, to name a few.

Be sure to include:

- Positive messages about Girlguiding
- The day and time of your unit meeting
- Whether your unit has spaces for girls, volunteers or both
- How prospective members should contact you or how they can get involved
- Great photographs that show the fun we have in guiding



For tips on writing about Girlguiding, see the [Girlguiding website](#).

*When using photographs, make sure everyone shown has the necessary permissions.

2. Share something you have done in guiding on social media

How many of your friends know you are involved in guiding? Do they know about the amazing things you can be part of as a member of Girlguiding?

Share something fun, interesting, amazing that you have done through guiding on social media; be that Facebook, Instagram or Twitter.

Remember to tag Girlguiding North West England, as well as your county, division and any other local pages.

Facebook: @GirlguidingNorthWestEngland

Twitter: @Girlguiding_NWE

Instagram: girlguidingnwe

*If you're under the recommended age for the social media platform you are using, please ensure you use the account of a parent or guardian and ask for permission before posting.

3. Post 10 Girlguiding post cards/flyers through letterboxes

Promotional postcards are available through the [Girlguiding Shop](#) and are free to purchase, you just need to cover p&p.

Rainbows	6906	Rangers	6911
Brownies	6907	All sections	6912
Guides	6908	Volunteers	6979

Go for a walk and post Girlguiding post cards or flyers through doors in your neighbourhood. Post as many as you can while you're out and about, but remember not to put them through doors with signs that say 'no junk mail'.

If you are a young member, make sure you go with an adult.

4. Do a talk about Girlguiding at school/college/university/work/social group

Spread the word about Girlguiding by asking if you can do a talk about the charity and all it has to offer to your class/school/form/year group/WI group/Soroptomists/local organisation. Talk about an experience you have had in Girlguiding and how it has had a positive impact on your life.

Take some photographs to show your experience - you could even create a presentation using software such as PowerPoint.

*Be sure to include only photographs of members with the appropriate permissions. Perhaps you could run an activity with the participants too - look at the programme resources to see if you can utilise those.

Take some flyers and postcards along with you, to distribute to prospective members after your talk, if you have permission to do so.

5. Organise a 'bring a friend' night at your unit meeting

Work together to run an open evening at your unit to help recruit new members.

Plan the event to best showcase the fun things you get up to.

Design or write invitations to be given out with full details of the event.

Don't forget, this doesn't need to just be an event for prospective young members, you could bring along an adult if you're in need of new volunteers.

Make sure everyone feels welcomed and involved, and remember to showcase the programme.

If you are hoping to recruit new volunteers, why not have a tasks board to show the tasks you need help with.

6. Regularly use Girlguiding branded merchandise you have

Promotional items such as water bottles, cups, bags and lanyards are a great way of gaining publicity for our charity and can be a great conversation starter.

If you don't own an item of branded merchandise, why not visit the [Girlguiding North West England shop](#) to purchase an item of your choice and use it regularly.

Have some of your best guiding memories ready to share with anyone who asks about your item.

Have flyers or postcards available to pass on to anyone who wishes to find out more.



7. Use a new skill learnt through guiding to do something for someone else

Have you learnt how to bake something? A new craft? Do magic? Play a new game? A DIY skill? Why not try it out on a friend/family member who doesn't know a lot about your involvement in guiding?

Be sure to tell them about where you learnt your new skill and the fun you had doing so.

Have flyers or postcards available to pass on to anyone who wishes to find out more.

8. Put a poster up in your local library/gym/leisure centre/supermarket etc.

Challenge yourself to see how many posters you can put up in your local area; being sure to ask for permission first, before putting any up.

If you're unable to visit these places in person, perhaps you could send some posters in the post, with a letter explaining what to do with them.

You could even create a treasure hunt around your local area, for members of your unit and other local units to take part in. Why not create a map and circulate it around the units in your local area, challenging other members to take a selfie with all of the posters and to share them on social media? You could create a hashtag so you can easily see all of the images together.

Posters can be ordered along with the post cards, from the [Girlguiding Shop](#). Why not order some postcards and posters at the same time, to save on p&tp.

Rainbows	6982	Rangers	6996
Brownies	6983	All sections	6997
Guides	6984	Volunteers	

If you're a young member, be sure to take an adult with you when putting up posters

9. Plant some seeds and place them on doorsteps with the label: 'Unit Name are Growing Guiding'

Here are some ideas of what you could plant each month:

JAN - SWEET PEAS

FEB - GERANIUMS

MAR - DAHLIA

APR - SUNFLOWERS

MAY - SWEET WILLIAMS

JUN - FORGET ME NOTS

JUL - CORIANDER/DILL/PARSLEY/BASIL


AUG - POPPIES

SEPT - AQUILEGIA

OCT - TULIPS

NOV - DAFFODILS

DEC - BEGONIA



Be sure to put a label on your seeds, such as:
'Unit Name are Growing Guiding.
We have planted _____ for you to grow.

Share your progress with us on Social Media.'

Your label can be written however you like, but be sure to explain who you are, how to contact you and include any social media handles, using # and @. **You will find a template at the back of this pack.**

You could also include a flyer with more information about Girlguiding and details of how to join.

If you're a young member, be sure to take an adult with you when distributing your seeds.

10. Write to your local media outlet to tell them what you have been doing through guiding

Be sure to include photos/videos as well as writing about what you've been doing, but do make sure you have appropriate photo permissions for everyone in the photographs/video, before sharing them.

Make sure your writing is positive, includes all of the key facts and details of how to join / how to get in touch for more information.

For tips on writing about Girlguiding, visit the [Girlguiding website](#).

11. Get a visitor (MP, Councillor, emergency services) to come to your unit meeting and share it on social media

This is a great opportunity to ask questions or do activities towards UMAs or Skills Builders.

Be sure to share the event on social media and tag your visitor so that it is shared to a wider audience.

*If you are under the recommended age for the social media platform, be sure to use the account of a parent or guardian, or of your unit, being sure to ask for permission first.


Ask your visitor to share details of their visit to your unit on social media too, to increase engagements further.

You could even write an article or create a video about the visit and share it with local media outlets or different levels of guiding, so it can be shared on their websites and social media pages; remembering to ensure everyone in the photos/videos has the necessary permissions before they are shared.

12. Create a film about Girlguiding to share on social media

There are so many different ways to create a film about Girlguiding. You could:

- Create a video advert advertising for new members for your unit
- Create a vlog about an activity you're taking part in through guiding
- Create a 'how to...' video for something you've learnt through guiding



- Create a news report about an event you have attended through guiding



Share the video on social media or, if you are under the recommended age for the social media platform, use the account of a parent or guardian, or of your unit, being sure to ask for permission first.

Make sure you share your video with all levels of guiding too, so it can be shared on their social media pages and website.

*It is important to ensure everyone involved has the necessary permissions before your video is shared.

13. Help at a local event, wearing uniform



There are so many events that take place all year round. Have a look on local websites, social media pages and in local newspapers and magazines, to find out what's happening near you. There could be local fairs, charity events, sporting events or community events.

You could offer to help as an individual or a unit. Tasks might include selling raffle tickets or event guides, manning a stall, litter picking or marshalling.

Wear your uniform and take some flyers and postcards along with you, to distribute to prospective members; being sure to obtain permission from the event organisers before doing so.

Some events will also allow you to hold an information stall free of charge, in exchange for your help.

Think about different ways you can share what you did; through social media, a website article or an article in the local newspaper, for example.

*If you're a young member undertaking this activity independently, be sure to ask for the help of a parent/carer throughout.

14. Attend an event to promote Girlguiding



There are so many events that take place all year round. Have a look on local websites, social media pages and in local newspapers and magazines, to find out what's happening near you. Contact the event organisers to ask if you are able to have a stall at their event, in order to promote Girlguiding and recruit new members.

Make sure you have plenty of resources, postcards, flyers and freebies for the number of people expected at the event.

Can you borrow a gazebo from your division or county, as well as items such as bunting, to make your stall look more appealing?

You could run an activity for people to do, to attract them to your stall. Why not tailor it to event? Examples include, planting cress seeds, putting someone in the recovery position, toasting marshmallows and making armpit fudge.

For full information on running a recruitment stall, visit the [Girlguiding website](#).

*We recommend that this activity is done as a unit, with the support of a unit leader.

15. Carry out a social action project wearing uniform, either individually or as a group

Why not do some litter picking or plant some trees and plants to brighten up your local area.

Or, you could contact local charities to see if they need any help. Perhaps your local foodbank might need help collecting and sorting food, for example.

Be sure to wear your uniform when carrying out your social action project, so members of the public know you're a member of Girlguiding.

Take some flyers or postcards along with you, to pass on to people who may be interested in finding out more; being sure to first obtain permission from the charity you're supporting before doing so, if applicable.

Take lots of photos and videos of your project and think about different ways you can share what you did; through social media, a website article or an article in the local newspaper, for example.

*If you're a young member undertaking this activity independently, be sure to ask for the help of a parent/carer throughout.

16. Wear an item of uniform or guiding wear at a non-guiding event


Guiding wear is a great conversation starter, so why not wear your uniform or a hoodie/t-shirt when you're going out for a walk or going to other groups and clubs.

Be prepared to share some of your best guiding memories, to enthuse prospective members to join the organisation.

Have some guiding post cards with you too, in case the people you meet would like more information on how to join.



APPENDIX - SEED CARDS



..... are Growing Guiding

We have planted FOR you to grow

Website:

Contact:

Social media:




..... are Growing Guiding

We have planted FOR you to grow

Website:

Contact:

Social media:



..... are Growing Guiding

We have planted FOR you to grow

Website:

Contact:

Social media:




..... are Growing Guiding

We have planted FOR you to grow

Website:

Contact:

Social media:



..... are Growing Guiding

We have planted FOR you to grow

Website:

Contact:

Social media:



..... are Growing Guiding

We have planted FOR you to grow

Website:

Contact:

Social media:





WE DISCOVER, WE GROW

Girlguiding

North West England



We would love to hear about your growth journey and to share your experience on our Girlguiding North West England website and social media pages, in the press, online and in our promotional material, so that our members of all ages, potential members and potential supporters can be inspired by everything you've done.

Share your story with us by emailing northwesthq@girlguidingnwe.org.uk.

Badges will be available from the end of September. Please visit our online shop to purchase: <https://shop.girlguidingnwe.org.uk/>. Badges will also be stocked at our region store which you can visit once we re-open as usual: Girlguiding NWE, Guiding Road, Preston, PR2 5PD. For now, we suggest using our online store.

We value your feedback so that we can continue to improve our challenge packs. Please spare a few minutes to complete the short survey upon completing the challenge.

<https://www.surveymonkey.co.uk/r/TLRD6N9>